

Please feel free to copy, share and print any page in our websites with your knitting friends.

Kathy's Kreations
Yarns and Knitting Accessories
141 East Main Street
Ligonier PA 15658 USA
ph.#724-238-9320
e-mail kathyknitz@gmail.com

Kathy's Kreations April 2025 Update
to main website—<https://www.kathys-kreations.com>

Subscribe to Kathy's newsletter

After subscribing, or unsubscribing, you may need to click your back button to return to this page

Unsubscribe from Kathy's Newsletter



Helpful links for Kathys Kreations

main website <https://www.kathys-kreations.com>

email with questions, ideas or comments kathyknitz@gmail.com

older newsletters [archive] <https://www.kathys-kreations.com/oldernewsletters>

...surprise a favorite knitter, and buy her, or him, a Kathy's Kreations gift card online. go to <https://squareup.com/gift/7N5CTTW7QDR01/order>

thank you for visiting Kathy's Kreations Newsletter
visit our main website—<https://www.kathys-kreations.com>



e-mail kathyknitz@gmail.com
please visit our website <https://www.kathys-kreations.com>





KATHY'S KREATIONS
 141 East Main Street
 Ligonier, PA 15658
 (724) 238-9320
www.kathys-kreations.com
kathyknitz@gmail.com
 APRIL 2025 UPDATE

Dear Stitchers,

Spring is in the air and we couldn't be more excited! With the first blooms come fresh ideas and new beginnings. Our picturesque Laurel Highlands are coming to life after winter, and it's a perfect time for a day trip to beautiful Ligonier, where you can find a new knit or crochet project at Kathy's Kreations to refresh your wardrobe. Our latest collection of yarns is ideal for the spectacular trends that make them so right to make now, and so wearable later.

Knitting and crocheting are more than just cozy pastimes -- they are artistic crafts that thrive on creativity. Innovative designers are pushing the boundaries with fresh approaches to stitches, patterns, and textures. Stop in and discover the latest trends such as boatneck styles, double-breasted trench coat influences, and lots of lace.

Please join us throughout April as we celebrate 45 years in business. Located in the heart of charming Ligonier, PA, Kathy's Kreations is a warm, welcoming place for knitters and crocheters to gather, share their creativity, and make friendships. Since being established in April 1980, we have connected with stitchers of all backgrounds, ages and skill levels, and shared their stories and experiences. Kathy has curated a unique and enjoyable experience for knitters, crocheters, and other makers, with a great selection of beautiful yarns, tools and the latest project ideas, with samples that showcase the fibers. Over the years, we've seen changes in the industry, and needlearts constantly evolving with innovative products and shifts in fashion trends (some more than once!). We were here before Ravelry and social media, when knitters and crocheters worked from paper patterns, imagine that! Luckily, the stitches and techniques have remained pretty much the same as always, and we will continue to bring you the very best, one stitch at a time. Get inspired and start stitching!

APRIL IS "INSPIRATION AWAITS" MONTH!

All regularly-priced HiKOO yarns in stock (all weights)
 are 10% off during April 2025

STORE HOURS

OPEN 10:00 am—4:00 pm Monday through Saturday, closed most Sundays
 Any weather-related changes to hours will be posted on Facebook & Instagram
 We will be open Sunday, April 27, 2025, 12 noon - 2:00 pm

We accept MasterCard, VISA, Discover, American Express, Apple Pay,
 Google Pay, Tap & Pay

Private knitting, crocheting lessons & "help" available by appointment
 Finishing services & gift cards available

Mail orders available – no order too small!

Shopping at Kathy's Kreations has never been easier!

COME IN - CALL US - LOG ON

Like us, follow us, and share us on Facebook (Kathy's Kreations; Ligonier, PA),
 "We Love Kathy's" on Ravelry, #kathyknitz on Instagram

Find us at our Ligonier Valley Chamber of Commerce Member Page

e-mail kathyknitz@gmail.com
 please visit our website <https://www.kathys-kreations.com>



*** GREAT NEW STUFF ***

As the days grow warmer, it's time to swap out heavy knits for something light, airy, and elegant! Knitted lace items and accessories are the perfect way to add a touch of delicate beauty to your spring wardrobe. From breezy shawls to gorgeous lace socks to a spring-perfect hat, our latest collection will have you ready for sunny days ahead...


EMMA'S YARN is forecasting April showers -- it's raining yarn! There's a 100% chance that the April 2025 Crazy Beautiful Club colorway will make a big splash. Available here on fingering weight base "Super Silky" (\$31.00, 100 grams, 400 yards, 80% superwash merino/20% silk, CYCA #2) for a limited time. We are lovin' this magnificent tonal teal shade for tees, tanks, shawls, and everything spring...

The *Coracle Cowl* by Ysolda Teague is all about warmth, texture, and timeless appeal (\$7.77 pattern, Ravelry Pro download available through Kathy's Kreations, shown page 6 lower left). Designed for both rugged outings and everyday style, this fashionable woven-look eyelet basketweave fabric is surprisingly easy to knit using just a few simple stitches. The result is a plush, practical, and satisfying project that feels as good as it looks, adding the perfect finishing touch to any outfit. This makes an ideal gift with an effortless look of a casually draped triangular shawl, with a fuss-free shape. Try knitting it using soft HiKOO "Simplicity" (\$8.50, 50 grams, 117 yards, 55% merino superwash/28% acrylic/17% nylon, CYCA #3), an ultra-versatile DK weight yarn available in neutrals or bold hues...

Last Word is a simple worsted weight vest with bold lines and open lace, by designer Thea Colman (\$8.00 pattern, Ravelry Pro download available through Kathy's Kreations, shown page 7, upper right). A few details make this vest special, including the V-neck, centered intentionally in the motif for a crisp transition at the bottom of the opening. The lace motif is a combination of ribbing and eyelets, so when worked in a yarn with a bit of drape or memory, the fabric subtly skims your curves. Ribbing at the hem blends right into the overall pattern, and panels at the sides allow for easy modification if you are between sizes or prefer a different silhouette. This vest is knit in the round from hem to armholes, then divided into fronts and back at armholes, worked flat to the shoulders and seamed. The neckline and armholes are worked in the round. Instructions are both charted and written...


Shawls are a great springtime project. *Fire Within* (\$9.27 USD, Ravelry Pro download available through Kathy's Kreations, shown page 8, upper left) is a large triangle wrap that commands attention in a sophisticated way. Stockinette stitch with reverse stockinette stitch ridges flow seamlessly into a diamond lace pattern that steals the show. This shawl is effortless yet engaging, pulling you in with every stitch. It's the kind of project that makes the world fade away, stitch by stitch, with no apologies needed. Choose two skeins of fingering weight yarn from our collection, then add a lace/mohair carry-along if you wish...

Get ready to set sail with Montauk, our DREAM IN COLOR new "Smoochy Cashmere" Pop-Up Club colorway (\$37.50, 100 grams, 400 yards, 70% superwash merino/20% cashmere/10% nylon, CYCA #2). This classic luxurious yarn is the perfect mix of softness and strength -- ideal for socks, shawls, and lightweight garments. Inspired by the serene coastal vibes of Montauk and the sunrise on the beach, this breezy, elegant shade features washes of golden sand, sun-kissed peach, and hints of violet and gray for a truly stunning palette. The *Shoreline Shawl* (shown lower right, Ravelry pattern download code free with purchase) was designed with this April selection in mind. Inspired by the gentle ebb and flow of the tide at sunrise, this delicate yet cozy wrap features undulating lace waves that capture the movement of the sea...



*** MORE GREAT NEW STUFF ***

Sailing Key Largo (\$6.95, shown upper right, Ravelry Pro download available through Kathy's Kreations) is a delightful short-sleeved lace spring/summer top perfect for sun-soaked days and breezy evenings. This versatile piece is crafted with a luxurious blend of fingering weight, offering a lightweight, breathable garment with a soft, silky sheen. This would also make a great layering piece vest for those still-cool spring days. Our pick for yarn is EMMA'S YARN "Super Silky" (\$31.50, 100 grams, 400 yards, 80% superwash merino/20% silk, CYCA #2) which will keep you cool and comfortable during a mountain or seashore getaway.



© Amanda Kremer


The design features an elegant lace yoke that transitions into a simple, yet sophisticated stockinette body. The wide neckline and relaxed fit make it comfortable and flattering for all body types. The lace detailing extends through the sleeves, adding a touch of delicate texture and airiness. The hemline is finished with a subtle lace border that echoes the yoke, creating a harmonious and cohesive look. *Sailing Key Largo* is an ideal project for intermediate knitters looking to expand their skills with lacework. The pattern is easy to follow, with clear instructions and stitch guides, making it a rewarding knit...

Granito by Joji Locatelli (\$8.00 pattern, Ravelry Pro download available through Kathy's Kreations) is a basic "favorite things" pullover with a relaxed fit and big pockets on the sides. Worked seamlessly from the top down in fingering weight yarn, it's the perfect garment for lounging and relaxing...

Forest Park Pullover by Kay Hopkins (\$9.00 pattern, Ravelry Pro download available through Kathy's Kreations) is a contrasting two-color fun sweater with easy, textured mosaic colorwork that uses only one color per row. This is a very comfortable sweater that can be dressed up or down. Picture it with your favorite jeans or skirt. There are two options for color schemes! Reverse the yarn colors for the colorwork. Our recommended yarn is MADELINETOSH "Tosh DK" (\$32.50, 112 grams, 228 yards, 100% merino wool, CYCA #3). Try it on as you go (that's the beauty of top-down and seamless) and make it exactly the length you wish. The dropped shoulder shaping and textured colorwork make this a perfectly stunning and unique pullover. Shoulders are shaped with short rows and an easy braided accent, while the hemline is subtly shaped for a flattering fit that's a bit longer in the back. The crew neck is a double-collar with fold lines built in for a neater fit. The inspiration for this design was the lush forests of the Pacific Northwest and the many hiking and biking trails within them..

New supplies of BERROCO YARN's classic favorite "Tillie" yarn have arrived to welcome a new season of knitting and crocheting (\$25.50, 100 grams, 375 yards, 62% pima cotton/38% cupro, CYCA #3). This revolutionary luxurious yarn is a hand-dyed combination of pima cotton and cupro, a sustainable silk-like by-product of cotton processing. The chainette construction creates a lightweight yarn with an amazing softness and structure. Made in Peru, this cotton blend has a marvelous drape, generous yardage, smooth feel, and long-lasting durability. Plus, it's machine washable!

Get ready for spring with *Baskette* with its texture of tuck stitch ribbing (pattern free with purchase of yarn, shown lower left). Knit with BERROCO "Tillie", this design is worked in separate pieces from the bottom up and seamed for a sleek, tailored look. The result is a truly comfortable, breathable sleeveless garment with unique texture that adds both style and dimension.



© Berroco

Another popular project for this DK yarn is *Melle* (\$8.00 pattern, Ravelry download available through Kathy's Kreations, shown page 7, lower left), a matching textured tank and cardigan twin set. Both cardigan and top are worked in pieces with allover cabled rib and seamed...



*** APRIL 2025 KNIT ALONG ***

Lightweight lace scarves are a great springtime project. We've chosen *Drifting Dawn* (\$9.27 USD, Ravelry Pro download available through Kathy's Kreations, shown left) for our April 2025 knit-along selection, proof that simple doesn't have to be boring. If you love easy rhythm, effortless style, and one-skein projects, this is for you. This narrow bias-knit scarf flows from your needles with an easy eyelet pattern and subtle texture. Just enough detail to keep it interesting, but never complicated. It's the kind of project you can pick up, put down, and ease right back into it. This scarf is worked flat, so it can be knit with straight or circular knitting needles. Gauge affects the amount of yarn needed and the finished size, with instructions included for how to adjust the width and length of the scarf.

Refined details elevate this minimal design. Bias construction creates sleek tapered ends and exquisite drape, while a provisional cast-on and I-cord bind off at the end adds a polished finish. The result? A sophisticated look that complements the airy fabric. With just 437 yards of fingering weight yarn, you'll end up with something lightweight, wearable, and endlessly versatile. Loop it once. Wrap it twice. Let it drape. However you wear it, it just works!

Choose from our collection (this one shines in just about any yarn but we prefer MADELINE TOSH "Twist Light"), then come knit with us every Friday during April 2025 from 10:00 am - 2:00 pm. Work on this, or any other project purchased here at Kathy's Kreations (we're crochet friendly, too!). If you can't join us in person, please post your progress on our Ravelry page, We Love Kathy's; Instagram (#kathyknitz) or Facebook (Kathy's Kreations; Ligonier, PA)...

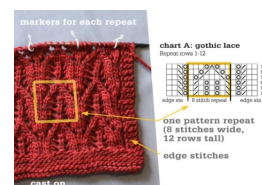
*** UPCOMING CLASSES ***

The *Let's Knit* class series with instructor Karen McCullough continues on **Tuesday, April 1, 2025, 1:00 pm - 3:00 pm**. The featured project is the *Alanis* pullover by designer Elizabeth Smith, the perfect layering piece to knit and wear -- a cozy sweater tee/ vest. This is a relatively easy knit yet still features a few fun details to learn, such as an I-cord edge, split hem and an inset pocket (with optional contrasting color pocket lining). Choose a worsted weight yarn from our collection. Knitting needles and other class supplies include purchase of pattern, two US #6 32" circular needles, US size 5 16" circular needle for the armholes, stitch markers, stitch holders and a tapestry needle. Please call us at 724-238-9320 to register for this class (registration fee \$20)...

Sunday classes, anyone? We're trying something new in the hope that Sundays may be a better time for some of you. Elevate your craft and master new knitting techniques by building your skills! Beth Bauman will be teaching *Charts Demystified* on **Sunday, May 4, 2025, 1:00 pm - 3:00 pm**. If you are intimidated by reading knitting pattern charts, Beth can help! Yes, you can learn to read knitting charts and patterns, including abbreviations, symbols, repeats, the key, and how to keep track of your work.

Registration fee is \$25.00 (please call us at 724-238-9320). Please bring along supplies:

- assorted colored pencils in at least 6 different colors
- highlighter in your favorite color
- highlighter tape (available for purchase at Kathy's Kreations)
- straight edge ruler at least 6" long
- stitch markers
- a stitch chart (one will be supplied if you do not have one)
- knitting needles, circular or straight in sizes US 5, 6, or 7
- yarn to correspond to needle, at least 25 grams DK or worsted (fiber content does not matter)



*** SPRING BREAK 2025 ***

Plans are in the works for our 14th annual Spring Break Knitting Workshop Weekend, April 25 - April 27, 2025, hosted by Kathy Zimmerman. Internationally-reknowned designer Tanis Gray Chang will be our featured instructor once again. Topics include two-color cable knitting with a cowl project, and Fair Isle/Latvian Braid knitting techniques with a matching hat and cowl project (*Luminosu*, shown upper right). The event will be held at Kathy's Kreations Friday evening and workshop classes at the Ligonier Town Hall Community Room. At this time of this writing, one spot is currently available due to a cancellation...



© Tanis Gray

*** ANNOUNCING STEEL VALLEY YARN CRAWL 2025 DATES ***

The Steel Valley Yarn Crawl is, in our opinion, the ten best days of summer! With nine yarn shops participating, this is an event you won't want to miss. Please join us **August 1 - 10, 2025**. Meet up with your "yarn buddy" friends and other fiber lovers for this self-guided tour of the premier yarn shops in the Pittsburgh and western Pennsylvania area. The yarn crawl features a "passport" to get stamped at each of the participating shops: Chicken Knitz, Kathy's Kreations, McWalker Yarns, Moon & Yarn Craft Room, Oakmont Yarn Collaborative, Raggz Fiber Art, Sewickley Yarns, Wildchild Stitches, and Yarn Bits and Bobs. Passports will be available at Kathy's Kreations beginning June 1, 2025. Please contact us for more information...

*** THE DIAMOND AT DUSK ***

Ligonier Night Market 2025 will be held on the third Thursday of the month, and Kathy's Kreations will be open extended hours, from 10:00 am to 6:00 pm on Thursdays, June 19th, July 17th, August 21st, and September 18th for your shopping pleasure...

*** MYSTERY BLANKET KNIT ALONG ***

Join our year-long Mystery Blanket Knit Along using BERROCO YARNS "Vintage" worsted weight and take your knitting skills to the next level! BERROCO will release one or two new patterns on the first Thursday of each month. Breaking this project into small, manageable steps helps you to master one technique at a time, and soon you'll see that your skills will improve. As we progress through the year, the techniques for the squares will grow increasingly intricate, offering both challenge and delight for knitters of all skill levels. You'll knit twenty total 12" X 12" squares, exploring techniques like texture, lace, cables, colorwork, and more! Discover new constructions -- from outside-in and center-out to straight-up knitting. Seam your squares together, add a border, and reveal a beautiful blanket. The finished measurements will be approximately 52" X 64".

Need help learning these new skills? Kathy Zimmerman will be available for how-to help for this project at our knit alongs every **Friday of every month from 1:00 pm - 3:00 pm, or by appointment during business hours**. There is no charge, but yarn for this project must be purchased at Kathy's Kreations. Choose five colors of BERROCO "Vintage" that you love (ask Kathy for more information and assistance with yardage requirements). We will be glad to help you in selecting your color palette. You may join in at any time...

*** ANNOUNCING FALL FLING 2025 DATES ***

We are pleased to announce that knitting instructor extraordinaire Cynthia Spencer of REALLY CLEAR DESIGNS will be our featured teacher for our annual Fall Fling September 26 - 28, 2025. Further details will be available in next month's newsletter but we can leak that topics will include two-at-a-time toe-up socks (a special request from previous attendees), a lecture on how color "works" and the Clarisse beaded necklace (shown lower left, worn by Cynthia herself)...



© Really Clear Designs

*** HAMILTON PONCHO ***

Kathy chose colorways from the DREAM IN COLOR "Hamilton" collection several years ago for this design. Unfortunately, it was in "time out" until she retrieved it during a couple of snow days this past winter. It is knit in a long stockinette rectangle with a contrasting seed stitch border. It is folded in half and seamed along the stockinette edge, leaving an opening for the neck. Stitches are picked up along the neck edge and a stockinette roll cowl collar is knit. Kathy is pleased to have completed this new design, just in time for spring transitional wear. We are sharing it with you for a limited time before it is formally published.



© Kathy's Kreations

FINISHED SIZE (one size): Poncho: 23" x 56" before folding Cowl portion: 20" X 8"

YARN: Worsted weight yarn 900 yards main color (MC) and 400 yards contrast color (CC); shown in DREAM IN COLOR "Classy with Cashmere" fatal duel (MC) and Burr (CC)
Cowl takes approximately 150 yards

MATERIALS: US 7 (4.5 mm) 32" circular needle, or size needed to obtain gauge, plus a 16" circular needle for cowl in same size as used for body; tapestry needle for finishing; stitch marker; tapestry needle for finishing

GAUGE: 20 sts/26 rows = 4"/10 cm in stockinette stitch

TAKE TIME TO SAVE TIME, CHECK YOUR GAUGE

NOTE: Additional yarn will be needed if length is adjusted. If a hand-dyed yarn is being used, we highly recommend alternating balls throughout the body piece. Kathy did not alternate skeins on the cowl.

PATTERN STITCHES (worked flat)

Seed stitch (all rows, odd number of stitches): Knit 1, *purl 1, knit one; repeat from * across
Stockinette Stitch:

Row 1 (right side); Knit.

Row 2 (wrong side): Purl.

Repeat rows 1 & 2 for pattern.

INSTRUCTIONS

With CC and tubular cast on method (or cast on method of choice), cast on 115 stitches. Work back and forth in seed stitch pattern for 33 rows (approximately 4"), end with a wrong side row.

Next Row: Work in CC across 21 stitches, place marker; join MC, work in stockinette stitch across remaining 94 stitches. Continue in this manner to work 21 stitches CC at side edge, 94 in stockinette stitch, until piece measures approximately 52" from beginning or desired length, end with a wrong side row. Cut MC.

Next Row (right side): Knit 1 row with CC, then continue in seed stitch for 33 rows or same length as cast on edge. Bind off all stitches loosely in pattern, using a larger needle if necessary.

SHOULDER SEAM: Block piece lightly. When dry, fold piece in half across the length of the piece. Beginning at bind-off/cast-on edge, seam using mattress stitch technique, leaving a 10" opening for the neck.

COWL NECK: With right side facing, beginning at shoulder seam, pick up and knit 96 stitches around the neck opening; place marker, join. Knit every round for 8". Bind off loosely.

Weave in ends.

© Kathy's Kreations. All rights reserved. Please respect this copyright and do not sell this pattern or knit items to sell without express written consent of the designer, Kathy Zimmerman

*** FOOD FOR THOUGHT ***

"No two people knit alike, look alike, think alike; why should their projects be alike?" Elizabeth Zimmermann

© Ysolda Teague



*** TINY STITCHES, BIG IMPACT ***

From @wool and cottage on Instagram: "One stitch doesn't seem like much ... until you see the full picture. Big results don't happen overnight. Whether it's knitting or crocheting a sweater, learning a new skill, or building a habit, small daily efforts add up in ways you don't even realize.

Think about it -- working just a few rows a day eventually turns into a finished project. One stitch at a time, you're creating something beautiful. The same goes for anything in life. Tiny habits, repeated consistently, lead to massive progress over time. So, if you're stuck, overwhelmed, or feel like you're not doing 'enough', remember this: small steps count. Keep going.

Big achievements start small. Every sweater, blanket, or knit/crochet masterpiece begins with one stitch. Just like in life, small daily habits create something incredible over time. Even if you only finish a few rows daily, you'll be amazed at what you create in a month, a year, a lifetime. Tiny efforts don't feel big in the moment, but over time, they create something incredible. This applies to just about everything, not just stitching! Whatever your goal -- learning a skill, reducing stress, finishing a project -- just start. Small steps will get you there.

Repetition = Mastery. Knitting or crocheting stitches over and over turns frustration into muscle memory. Small daily efforts lead to major skill improvements and teach patience, mindfulness, and the joy of slowing down!"

*** TRIVIA FROM THE 'GRAM ***

Slip, slip, knit is a technique for left-leaning decreases. Here's a new way we discovered from Anna on Instagram @anim_knit: slip 1 purlwise, slip 1 purlwise, swap these two stitches manually (use a cable needle if that is helpful) and knit the two stitches together in the usual manner. This makes the ssk stand out and is very attractive for a raglan shoulder seam...

Do you struggle with the Kitchener stitch? @julieannknitter recommends that you try saying this out loud: "Knit off, purl on... Purl off, knit on." It will help you to get it right every time...


Did you know that 32 muscles are activated when you knit? If "fitness" is your passion, it's basically a way to "exercise" every day!

Here's a reminder from BERROCO YARN: "A sweater is not just made of yarn; it's made of patience, love, and endless possibilities". Agreed!

*** LYS DAY 2025 ***

It's almost time for one of our favorite days of the year: LYS Day! Local Yarn Store Day is a celebration of creativity, craftsmanship, and community. It's a day dedicated to the small businesses that bring fiber enthusiasts together, offering unique yarns, expert advice, and a welcoming space to learn and share. Whether you're a knitter, crocheter, weaver, or just starting your fiber journey, LYS Day is your chance to connect with others who share your love of yarn.

We are planning for a fun day, so save the date and please join us in store on Saturday, April 26, 2025, 10:00 am - 4:00 pm. This year, we have two exclusive BERROCO giveaway tote bag patterns for you, one knit and one crochet (one per customer, your choice) to make with 3 hanks of "Pima 100" worsted weight cotton (pattern to launch on 4/25/25), plus Ravelry codes for exclusive patterns from well-known designers and special offerings from yarn companies with your purchase...



© Baby Cocktails



© Berroco



*** CALENDAR OF EVENTS ***

An RSVP is appreciated for all in-store events (classes, knit alongs) as space is limited. Please call us at 724-238-9320 so that we can expect you. Any changes to our shop hours from inclement weather or schedule change will be posted on our Facebook page and Instagram...

*** APRIL 2025 KNIT ALONG (KAL) ***

Although stitching is a solitary activity, knitters and crocheters enjoy gathering to share their successes, laugh about mistakes, and learn from one another! Whether you've just discovered us or have been with us for years, thank you so much for your support. Stop by on **Fridays during April 2025, 10:00 am - 2:00 pm**, for our engaging *Drifting Dawn* knit along (see page 4). Not working on the KAL? You're still welcome to come -- it's free! PLEASE BRING A PROJECT PURCHASED HERE AT KATHY'S KREATIONS (maybe one that doesn't require much concentration, so that you can engage with the people around you). We love the fellowship created around a table full of yarn. Join our knitting community for gathering, stitching, and how-to's for projects purchased here. This is the place for you to learn, grow, connect, and enjoy being with other knitters and crocheters. Follow us on "We Love Kathy's" Ravelry page, Facebook (Kathy's Kreations; Ligonier, PA) or Instagram (#kathyknitz). Find your "happy place"...

*** BERROCO MYSTERY BLANKET CLASS SERIES ***

Each month, BERROCO will release one to two new patterns on the first Thursday of the month. Kathy will be on hand at our Friday knit alongs for kits purchased here to help you with questions about the knitting techniques used. The squares will be seamed together at the end, and a border added to complete the blanket. You do not need to attend each month, but purchase of BERROCO yarn at Kathy's Kreations is required (see page 5 for more details). RSVP please by calling 724-238-9320.

*** "LET'S KNIT!" CLASS SERIES ***

Join instructor Karen McCullough to continue working the *Alanis* pullover vest/tee on **Tuesday, April 1, 2025, 1:00 pm - 3:00 pm** (see page 4 for details)...

*** LOCAL YARN SHOP DAY ***

Please join us on **Saturday, April 26, 2025**, for LYS Day, an event celebrating local yarn shops (see details page 5)...

*** CHARTS DEMYSTIFIED CLASS ***

Join instructor Beth Bauman on **Sunday, May 4, 2025**, from 1:00 pm - 3:00 pm for an informative class about reading, interpreting and working knitting patterns from charts, plus tips for keeping track of your knitting and more (see page 4 for details)...

If you've ever felt like your knitting isn't "good enough" or that you're not "fast enough", this is your reminder that you are doing better than you think. Every row counts. Every project matters. And YOU are amazing! Whether you've just begun your fiber arts journey or have been knitting and crocheting for years, we hope you find satisfaction, wonder and joy in every single stitch. We're here as your hub for creativity, connection, and inspiration. Private knitting and crocheting "help" for beginners and beyond is available by appointment. Additional group classes are available for groups of 4 or more. Thank you for allowing us to be part of your creative journeys. Knitting and crocheting are not just a hobby, but an escape from reality. Keep stitching, keep growing! Kathy's Kreations has been the "helpful hands" of experienced knitting for over 45 years!

KEEP KNITTING AND CROCHETING!

Kathy

